

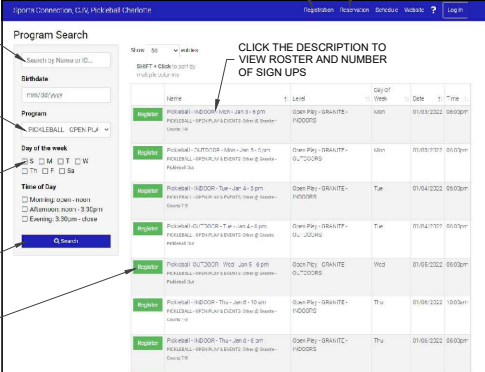
HOW TO - OPEN PLAY,  
CLINICS & LESSONS  
LEAGUES & TOURNAMENTS  
(SCROLL DOWN FOR RENTALS)

ONCE LOGGED INTO  
YOUR ACCOUNT - CLICK  
"REGISTRATION" TO SEARCH  
FOR OPEN PLAY, CLINICS,  
LESSONS, LEAGUES, ETC.

ONCE LOGGED INTO  
YOUR ACCOUNT - CLICK  
"RESERVATION" TO  
SEARCH FOR AND BOOK  
COURT RENTALS

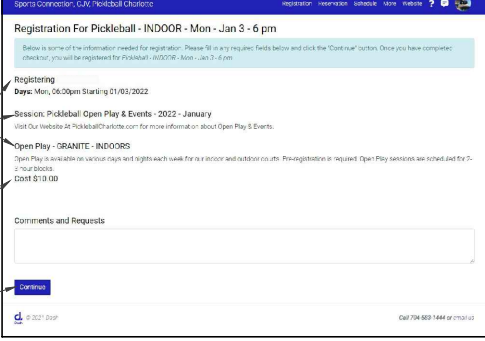
STEP 1

- SEARCH HERE FOR SPECIFIC DAYS, DATES, TIMES, OR INDOOR / OUTDOOR
- USE THE PROGRAM DROP DOWN TO CHOOSE BETWEEN OPEN PLAY & EVENTS, LEAGUES & TOURNAMENTS, OR CLINICS & LESSONS
- CHECK THE DAY OF THE WEEK TO SEARCH FOR EVENTS TAKING PLACE PER DAY
- CLICK "SEARCH" ONCE YOU HAVE SET SEARCH PARAMETERS
- CLICK THE "REGISTER" TO REGISTER FOR THE EVENT YOU WANT TO SIGN UP FOR



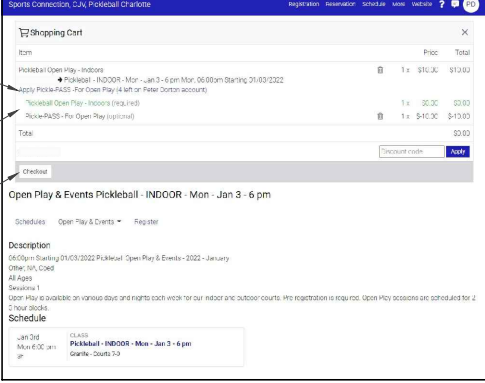
STEP 2

- VERIFY THE NAME, DATE, TIME, EVENT TYPE, AND LOCATION ARE CORRECT
- OPEN PLAY COST IS SET AT \$10 NOTE: IF YOU ARE A BASIC, OR DELUXE MEMBER THE DISCOUNT WILL AUTOMATICALLY BE DEDUCTED DURING CHECKOUT AND PICKLE PASSES CAN BE APPLIED
- CLICK "CONTINUE" TO PROCEED TO CHECKOUT



STEP 3

- APPLY A PICKLE PASS BY CLICKING "APPLY PICKLE-PASS"
- BASIC, OR DELUXE MEMBERSHIP DISCOUNTS WILL ALSO AUTOMATICALLY BE APPLIED HERE
- CLICK "CHECKOUT" TO FINALIZE PAYMENT AND COMPLETE REGISTRATION

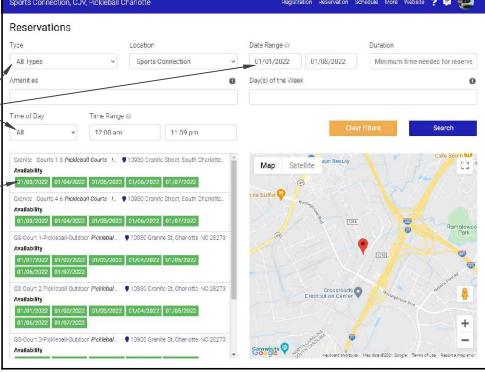


HOW TO - COURT RENTALS

ONCE LOGGED INTO  
YOUR ACCOUNT - CLICK  
"RESERVATION" TO  
SEARCH FOR AND BOOK  
COURT RENTALS

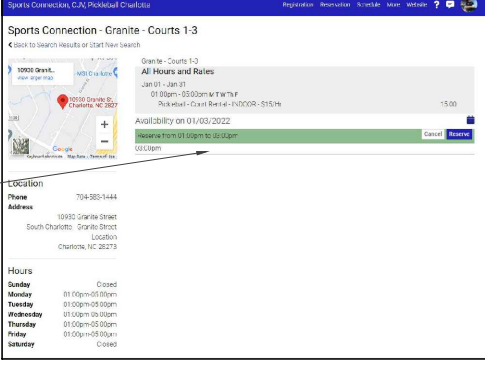
STEP 1

- USE THE PARAMETERS TO SEARCH FOR "TYPE", "DATE RANGE" AND "TIME OF DAY" THEN HIT "SEARCH"
- CLICK THE GREEN BUTTON WITH THE DATE AND COURT YOU ARE WANTING TO BOOK



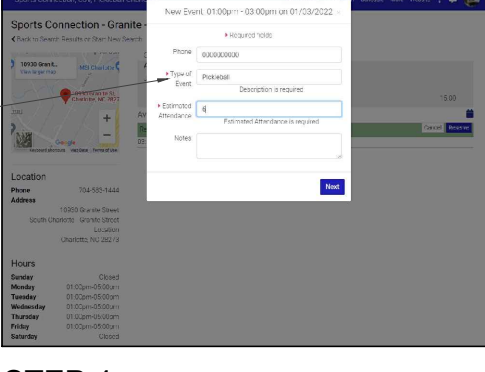
STEP 2

- CLICK ON ONE, OR MULTIPLE SPOTS FOR TIMES YOU WANT TO RENT A COURT THEN CLICK "RESERVE"



STEP 3

- FILL OUT THE REQUIRED FIELDS TO LET US KNOW ABOUT YOUR RENTAL AND THEN HIT "NEXT"



STEP 4

- VERIFY DATE, TIME, AND AMOUNT IS CORRECT AND THEN HIT "CHECKOUT" FROM THERE CONTINUE ON TO PROCESS PAYMENT AND YOUR COURT WILL AUTOMATICALLY BE RESERVED FOR YOU

